



East Sussex
NATIONAL



WEST COURSE
COURSE GUIDE



WELCOME TO EAST SUSSEX NATIONAL

Back in the mid 1980's Brian Turner a Canadian Entrepreneur had the idea of creating a superior golf complex on what was then the Little Horsted Estate in East Sussex. So successful was his vision that when it finally came to fruition East Sussex National was soon recognised as one of the Premier Golf Venues in Europe. Robert E Cupp, an American course architect who was regularly used by Jack Nicklaus, designed the 2 courses together with the 3 Hole Academy course. Both courses were to be the first "Stadium Courses" to be constructed in Europe with greens developed to a USGA specification which provides excellent drainage and putting surfaces that would match any of the major Championship courses.

To compliment the outstanding quality of the courses it was necessary to build a luxurious clubhouse with facilities that gave the complex the touch of class it deserved. The entire complex was completed at the beginning of the 1990's.

Since opening, the Club has attracted a host of Championships, which include the European Open in 1993 and 1994, 5 European Challenge Tour Events, 4 PGA European Tour Qualifying Schools between 1994 and 1997 plus numerous other golf tournaments.

During the time it has been opened some of the Worlds greatest golfers have taken up the challenge set by Robert E Cupp including the likes of Vi Jay Singh, Ernie Els, Nick Faldo, Colin Montgomery together with the 2005 Ryder Cup Captain Ian Woosnam MBE.

Both courses have several signature holes which makes East Sussex National a true test of golf.

To name but a few ...

12 West A demanding par 5 with out of bounds either side of the drive followed by a difficult 2nd shot with water on the right and trees on the left culminating in a plateau green guarded by a severe pot bunker and water around 1/2 the perimeter of the green.

16 West An innocuous looking par 3 that catches out many a golfer.

17 West Another demanding. Par 5, look-out for the lone oak tree on the right, which John Daly carried from the Championship tees!


18 West A truly remarkable finishing hole, demanding an accurate drive onto a tree-lined fairway followed by a shot into a heavily guarded green with the backdrop of the magnificent clubhouse beyond.

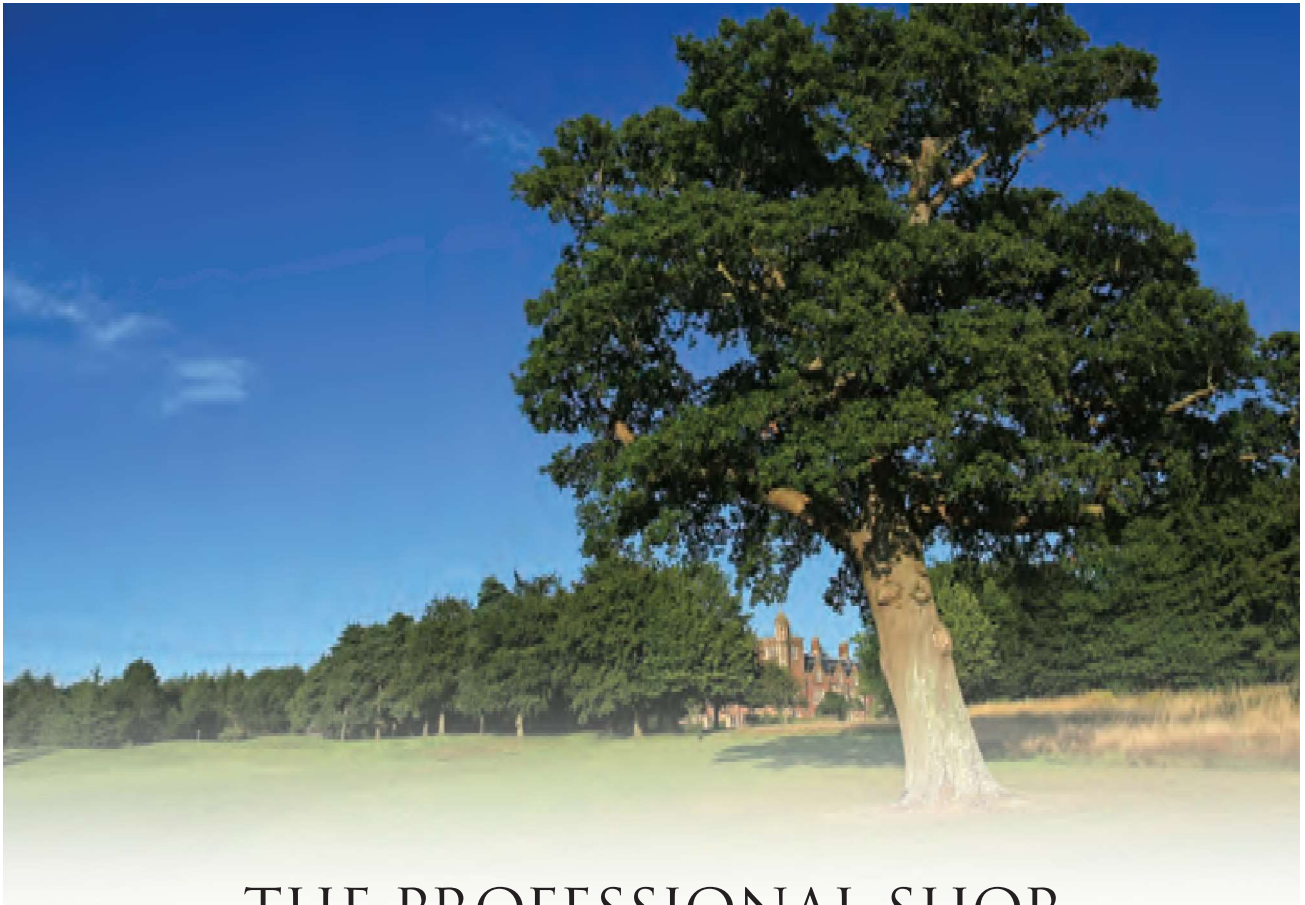
15 East This marks the start of one of the toughest series of finishing holes in Golf. A long par 4 with a substantial carry from the tee followed by the 2nd shot into a plateau green where club selection is paramount.

16 East A par 3 over water with bunkers guarding the front and the back of the green.

17 East Here you have to be careful not to run out of fairway by driving into the lake. Having negotiated the drive, a 2nd shot, again over water, needs to find a generous but well contoured green .

18 East One of the most demanding finishing holes in golf. Measuring 454 yards off the Championship tees this uphill par 4 is waiting to catch out even the finest golfers. Playing East Sussex Nationals is a truly memorable experience. The courses are both designed to the highest standard, the greens provide an excellent test of your putting skills and after your round you can enjoy the opulence of the clubhouse that awaits you.





THE PROFESSIONAL SHOP

The Golf Shop your Credit Card Dreams About.

Like so much else that is “generous” about East Sussex National, the Golf Shop is big enough to take a stroll in. Voted ‘Golf Shop of the Year’ in 1993 and 1997 by Golf Industry News, it is certainly the most well equipped in England and is staffed by professionals, so you won’t lack for advice and personal service.

The shop stocks the finest quality clothing merchandise including labels such as Under Armour, Calvin Klein, Oscar Jacobson and not to mention the usual array of top quality golf brands and equipment.



PING

OSCAR
JACOBSON

Titleist[®]

Callaway
GOLF



The custom-fitted hire service ensures that you'll lack for nothing, even if you arrive without your kit. One word of warning though - If you go in before you are due to tee-off, keep an eye on the clock it's easy to lose track of time in this golfer's paradise.

YOUR GUIDE TO SHOOTING LOWER SCORES AND GETTING THE MOST FROM YOUR COURSE GUIDE

All distances are measured in YARDS to the FRONT of the green.


22

Red figures indicate depth of green from front edge


67

343


Driving Distances indicate the distance to the point from each tee position.




Arrows indicate general length and direction of sloping



Tee positions



Compass Point



Next Tee



White dots indicate Out of Bounds

147

288


Black figures show distance to the FRONT of the green.

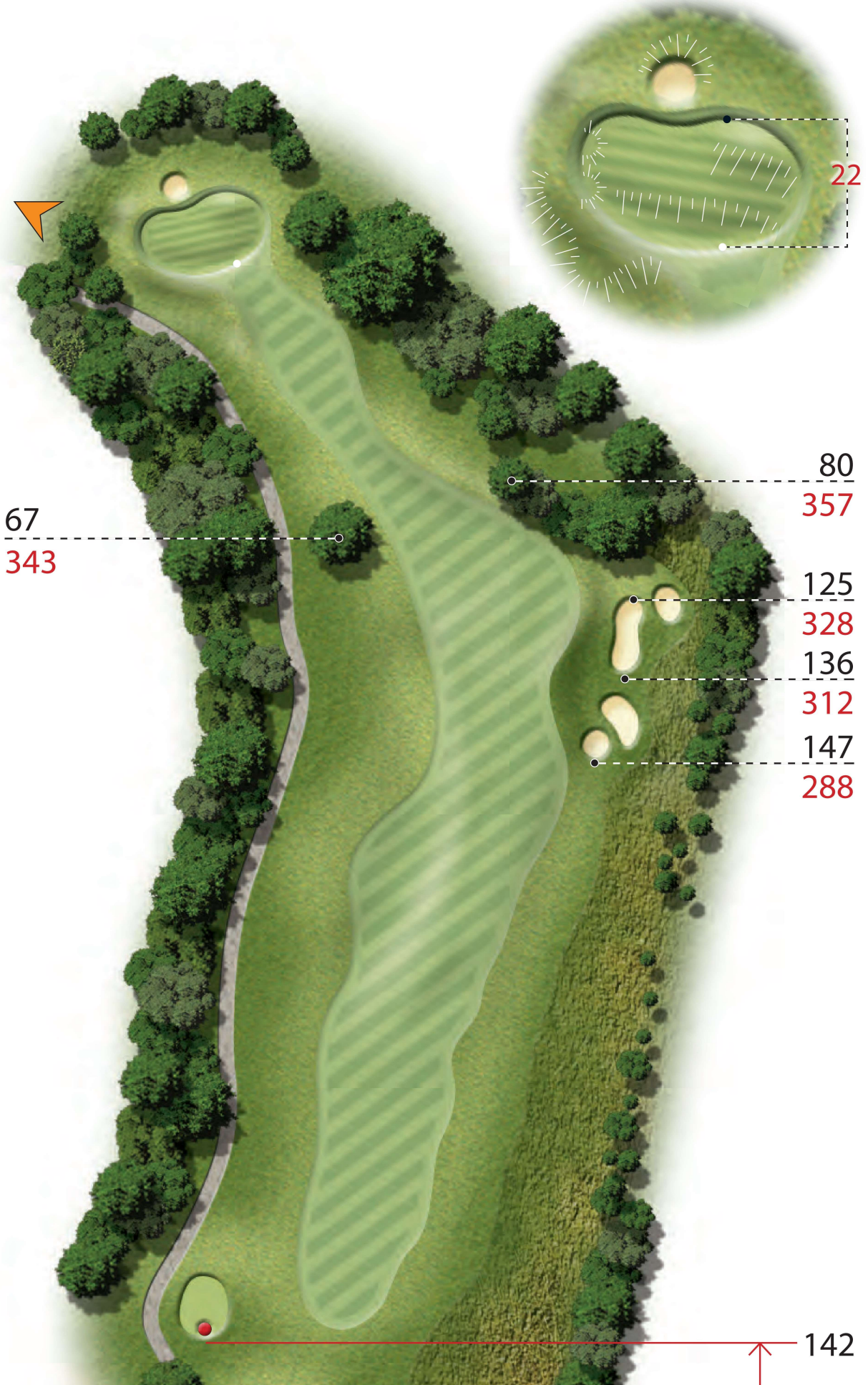


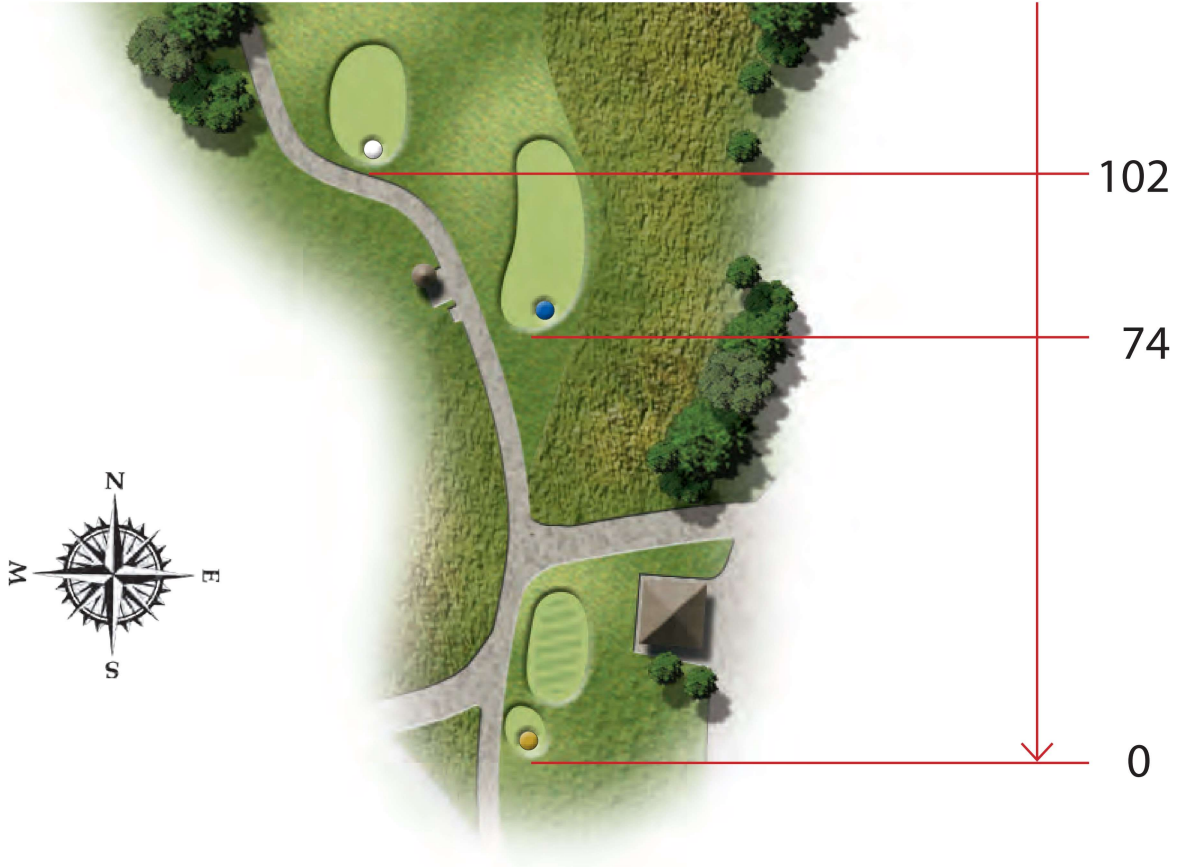
Designed, surveyed, printed and published by: Clere Golf, 10A Arnhem Road, Newbury, Berkshire RG14 5RU +44 (0)1635 43026 info@cleregolf.com www.cleregolf.com

© Copyright Clere Golf 2020. All rights reserved. No reproduction, copy or transmission of this publication should be made without written permission of Clere Golf. Ref.05163

1

			
431	358	333	299
4 10	4 10	4 10	4 10





1ST HOLE

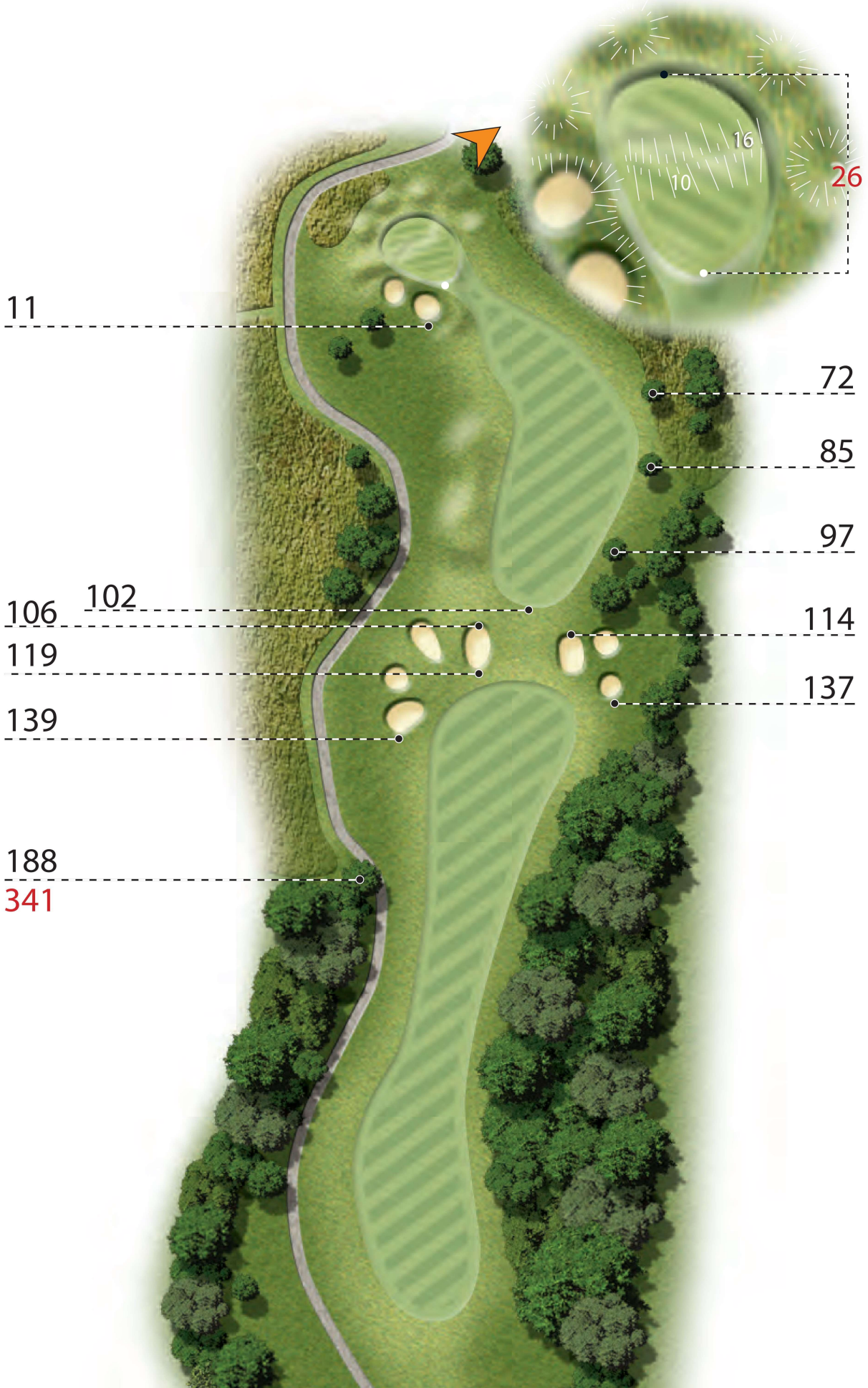
PAR 4 | STROKE INDEX 10

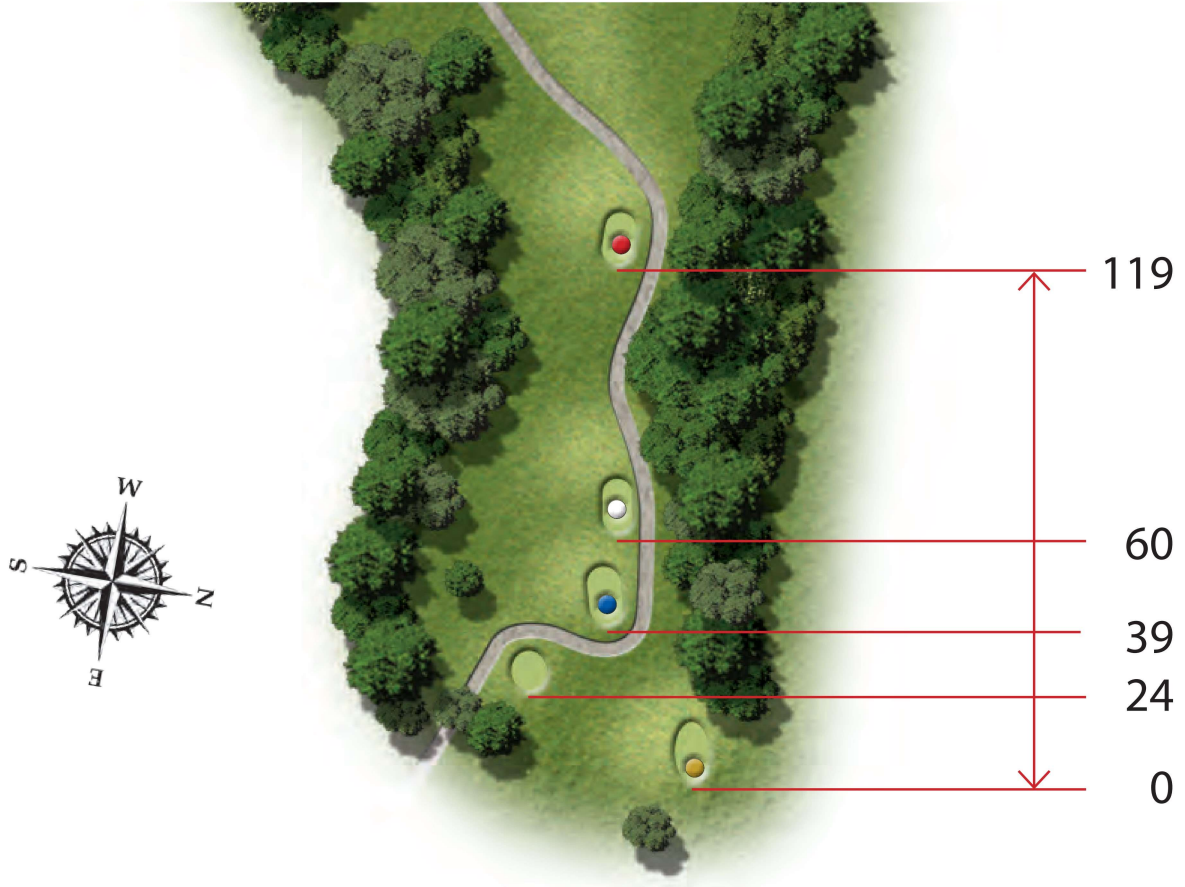
Easy to run out of the fairway with the prevailing wind.
Aim right of the centre to avoid the single oak tree.



2

● 546 ● 504 ● 484 ● 423
5 | 4 5 | 4 5 | 4 5 | 4





2ND HOLE

PAR 5 | STROKE INDEX 4

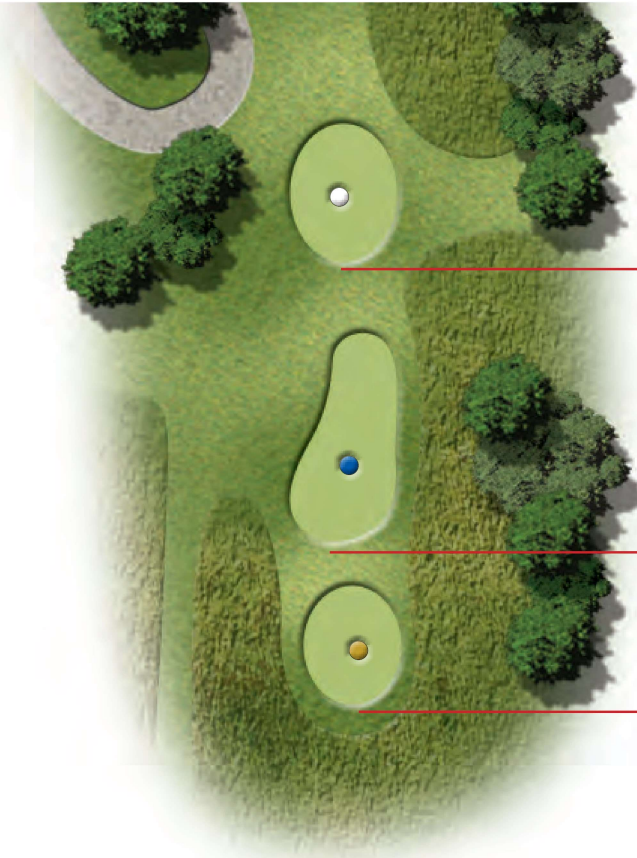

Play left of centre away from the trees for a safe tee shot. Aim through the gap of the centre bunkers to open up the green.



3

●	●	●	●
168	155	132	98
3 14	3 14	3 14	3 14





118

141

153

3RD HOLE

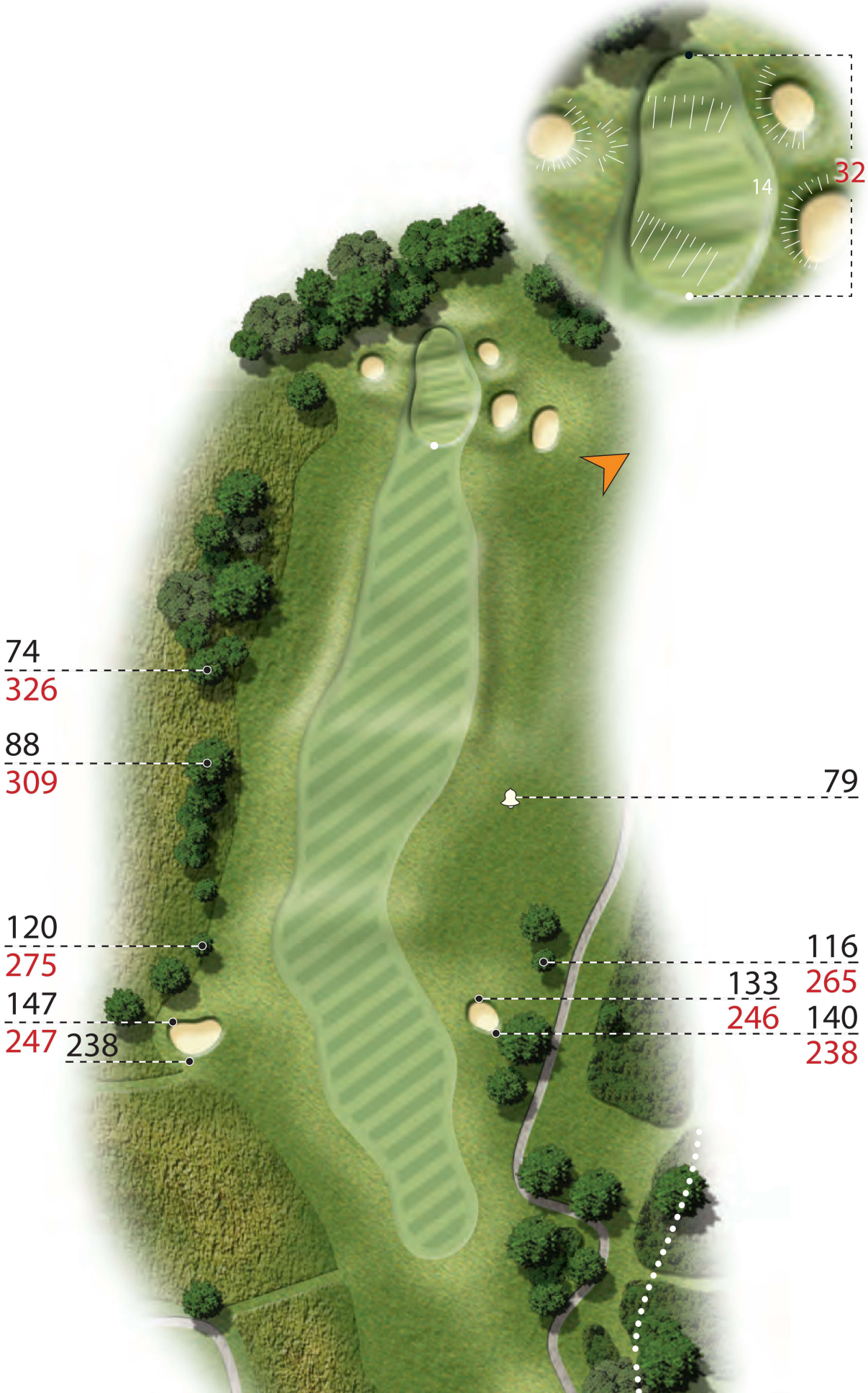
PAR 3 | STROKE INDEX 14

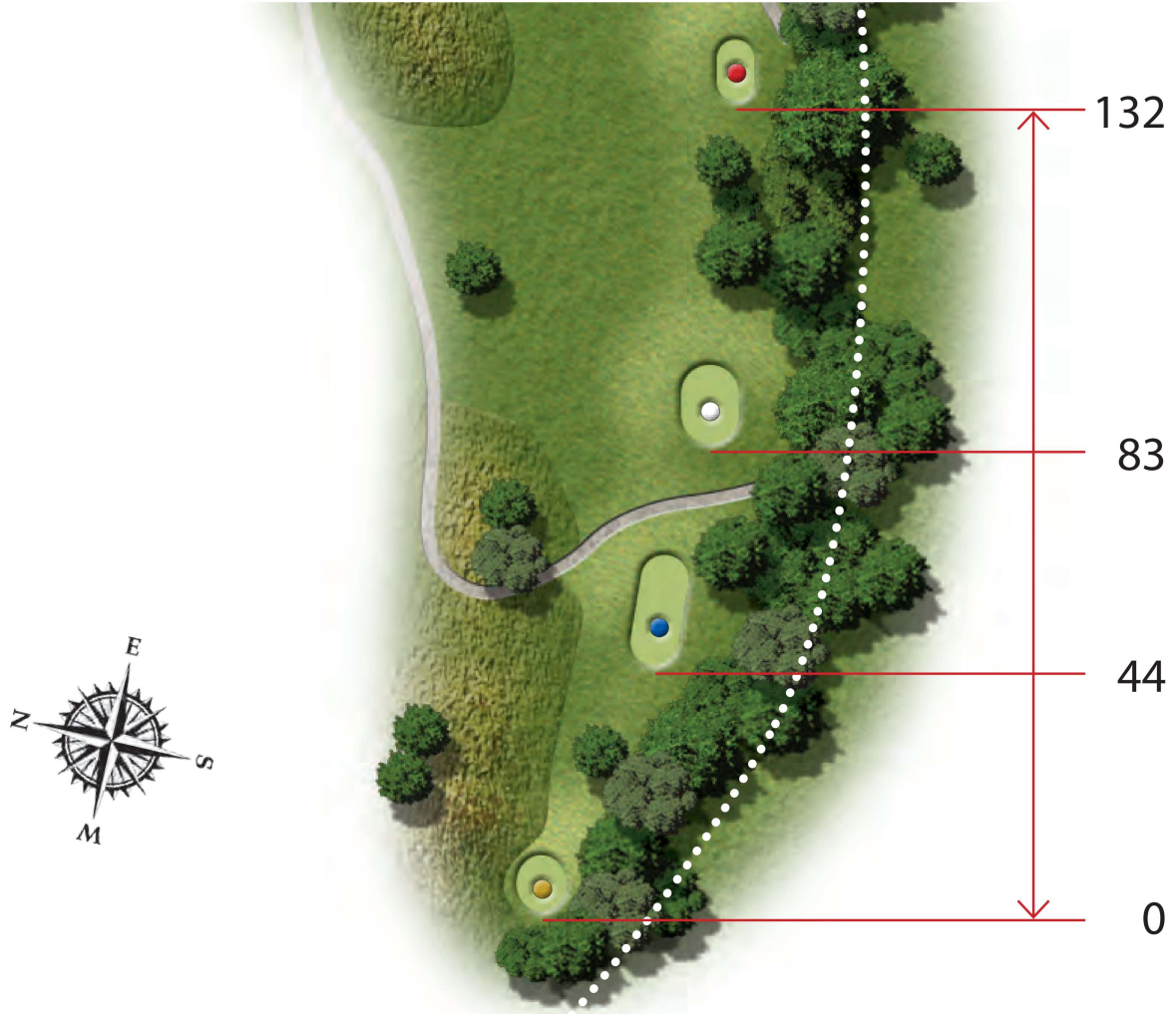
Don't let the water put you off – trust the yardage and play for the heart of this dome-shaped green.



4

● 392 ● 353 ● 318 ● 264
4 | 18 4 | 18 4 | 18 4 | 18





4TH HOLE

PAR 4 | STROKE INDEX 18

A short, blind Par 4, aim right of centre for the perfect line off the tee.

